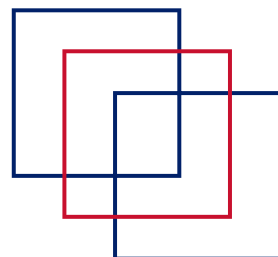


# Your Ultimate Guide to UK Work Visas

Navigate the Path to Employment Success



[daffodilmanagement.co.uk](http://daffodilmanagement.co.uk)









# INTRODUCTION

---

Working in the UK opens doors to world-class career opportunities, diverse cultures, and a globally recognized economy. But navigating the visa system can be challenging.

That's why we created this guide — to simplify your journey and help you take the right steps toward employment success.

## Chapter 1: Why Work in the UK?

-  Global career hub: London and other UK cities are home to top global companies.
-  Competitive salaries & benefits.
-  Opportunities for professional growth and skill development.
-  Pathway to settlement and citizenship.

## Chapter 2: Types of UK Work Visas

### 1. Skilled Worker Visa

- For individuals with a job offer from a UK-approved employer.
- Requires English proficiency and minimum salary threshold.
- Can lead to permanent residency.

### 2. Health and Care Worker Visa

- For doctors, nurses, health professionals, and adult social care workers.
- Reduced fees and fast-tracked processing.

### 3. Global Talent Visa

- For leaders or potential leaders in academia, research, arts, or digital technology.
- Does not require a job offer.

### 4. Temporary Worker Visas

- Includes seasonal workers, charity workers, creative and sporting visas.

### 5. Graduate Visa

For international students who completed a UK degree and want to stay and work.

## Chapter 3: General Eligibility Requirements

- Valid job offer from an approved UK employer (for Skilled Worker routes).
- Proof of English language skills.
- Financial requirement: ability to support yourself.
- Certificate of Sponsorship (CoS) from your employer.

## Chapter 4: Step-by-Step Application Process

Confirm the right visa category.

Secure a job offer or eligibility proof.

Gather required documents:

- Passport
- Certificate of Sponsorship
- English test results (if applicable)
- Bank statements (financial requirement)

Apply online through the UK Government website.

Pay application fee and healthcare surcharge.

Book your biometrics appointment.

Wait for decision (usually 3–8 weeks).

## 💡 Chapter 5: Tips for a Successful Application

- Double-check eligibility before applying.
- Ensure all documents are up to date and correctly translated.
- Apply as early as possible to avoid delays.
- Seek professional guidance for complex cases.

## 🚀 Chapter 6: How Daffodil Management Can Help You

At Daffodil Management, we specialize in helping individuals and businesses navigate UK immigration.

- ✓ Expert consultation on the right visa type
- ✓ Guidance on document preparation
- ✓ Assistance with job offers and sponsorships
- ✓ Ongoing support until you arrive in the UK



## 📞 Contact Us Today

Ready to start your UK journey? Let's make it easier for you.

✉ [info@daffodilmanagement.co.uk](mailto:info@daffodilmanagement.co.uk)

📞 Call / WhatsApp: +44 7864 910022 | +44 7864 910023

🌐 [www.daffodilmanagement.co.uk](http://www.daffodilmanagement.co.uk)